

ინსტრუქცია


დააჭირეთ “S”-ს გასაჩერებლად.

შესაძლო აქტივობები:


ასო-ბგერების დასახელება

ფონოლოგიური ცნობიერება: კონკრეტულ ასო-ბგერაზე დაწყებული სიტყვების ჩამოთვლა.

Press ‘s’ on your keyboard to stop/continue.

A large, stylized white letter 'S' with a thick black outline, centered within a light green rounded square. The background of the entire slide is a darker green with faint, white, repeating letters.

Press 's' on your keyboard to stop/continue.



Press 's' on your keyboard to stop/continue.

A large, stylized white letter 'S' with a thick black outline is centered within a light green rounded square. The background of the entire slide is a darker green with faint, white, repeating letters.

Press 's' on your keyboard to stop/continue.



Press 's' on your keyboard to stop/continue.



s

Press 's' on your keyboard to stop/continue.

A large, stylized number '3' is centered on a light green rounded square. The background is a darker green with faint, white-outlined letters scattered across it. The number '3' is white with a thick black outline.


3

Press 's' on your keyboard to stop/continue.



g

Press 's' on your keyboard to stop/continue.



Press 's' on your keyboard to stop/continue.



Press 's' on your keyboard to stop/continue.



3

Press 's' on your keyboard to stop/continue.



Press 's' on your keyboard to stop/continue.



a

Press 's' on your keyboard to stop/continue.



Press 's' on your keyboard to stop/continue.



Press 's' on your keyboard to stop/continue.

A large, stylized white number 3 with a thick black outline, centered within a light green rounded square. The background of the entire slide is a darker green with faint, white, repeating letters.

Press 's' on your keyboard to stop/continue.

A large, stylized, white letter 'J' with a thick black outline, centered within a light green rounded square. The background of the entire slide is a vibrant green with a repeating pattern of white, outlined letters from the alphabet.

Press 's' on your keyboard to stop/continue.



Press 's' on your keyboard to stop/continue.



Press 's' on your keyboard to stop/continue.



Press 's' on your keyboard to stop/continue.

The image features a large, stylized white letter 's' with a thick black outline, centered within a light green rounded square. This square is set against a darker green background that is filled with faint, white, out-of-focus outlines of various letters, creating a textured, typographic effect.

s

Press 's' on your keyboard to stop/continue.

A large, stylized, white letter 'z' with a thick black outline is centered within a light green rounded square. The background is a vibrant green with faint, white, outlined letters scattered across it.

z

Press 's' on your keyboard to stop/continue.



J

Press 's' on your keyboard to stop/continue.



Press 's' on your keyboard to stop/continue.

A large, stylized lowercase letter 'y' is centered within a light green rounded square. The letter is white with a thick black outline. The background of the entire slide is a vibrant green with a pattern of faint, white, outlined letters from the alphabet scattered across it.

Press 's' on your keyboard to stop/continue.

The image features a large, stylized lowercase letter 'd' in white with a thick black outline. It is centered within a light green rounded square. The background is a vibrant green with a pattern of faint, white-outlined letters from the alphabet scattered across it.

d

Press 's' on your keyboard to stop/continue.

A large, stylized white letter 'R' with a thick black outline is centered within a light green rounded square. The background is a vibrant green with faint, white, stylized letters scattered across it.

R

Press 's' on your keyboard to stop/continue.



d


Press 's' on your keyboard to stop/continue.

A large, stylized, white letter 'C' with a thick black outline, centered within a light green rounded square. The background of the entire slide is a darker green with faint, white, outlined letters of the alphabet scattered across it.

Press 's' on your keyboard to stop/continue.




Press 's' on your keyboard to stop/continue.



Press 's' on your keyboard to stop/continue.



Press 's' on your keyboard to stop/continue.



Press 's' on your keyboard to stop/continue.

A large, stylized number 3 with a thick black outline, centered within a light green rounded square. The background of the entire slide is a darker green with faint, white, stylized letters and numbers.

Press 's' on your keyboard to stop/continue.